

SYLLABUS WAQF-E-NAU

Part 1
(Years 1-7)



CENTRAL WAQF-E-NAU DEPARTMENT

SYLLABUS WAQF-E-NAU

Part 1
(For ages 1-7)



CENTRAL WAQF-E-NAU DEPARTMENT

SYLLABUS FOR WAQF-E-NAU PART1 (UP TO THE AGE OF 1-7) (ENGLISH)

PREPARED BY

Wakalat Waqf-e-Nau

First Published in UK in 2011
Reprinted in UK in 2013 & 2017
Present Edition Published in UK in 2018
By Central Waqf-e-Nau Dept, London

© *Islam International Publications Limited*

PUBLISHED BY:

Islam International Publications Limited
Unit 3, Bourne Mill Business Park
Guildford Road
Farnham, Surrey GU9 9PS
United Kingdom

SPECIAL THANKS FOR DESIGNING:

Shaikh Naseer Ahmad
Zaid Tariq

PRINTED IN UK AT:

Raqeem Press
Farnham, Surrey
GU9 9PS

ISBN: 978-1-84880-307-7



HAZRAT KHALIFATUL MASHIH V^(aba) said

No mother apart from the Ahmadi mother today dedicates her unborn child to God, who presents her child to the Khalifa for an important undertaking and then prays to God to accept the dedication, with the concern lest the Khalifa of the time does not accept the dedication.

It is the Ahmadiyya Jama'at alone which has fathers who bring up their children in such a manner that when the children reach adolescent years they are ready for every sacrifice. These children write to the Khalifa saying, 'the first pledge was made by my parents and now I make the pledge myself; send me for sacrifice wherever you choose. You will always find me among those who are patient and humble.

Good upbringing by the parents has taught them passion for Tabligh and service for humanity.

(Friday Sermon 18/01/2013)



الله



محمد



CONTENTS

Introduction	8
For Parents	9
Additional Instructions	13

1 to 2 years

.....	16
-------	----

2 to 3 years

First six months	17
Second six months	18

3 to 4 years

First six months	19
Second six months	21

4 to 5 Years

First six months	24
Second six months	26

5 to 6 Years

For the whole year	28
First six months	28
Second six months	30

6 to 7 Years

First six months	32
Second Six Months	35

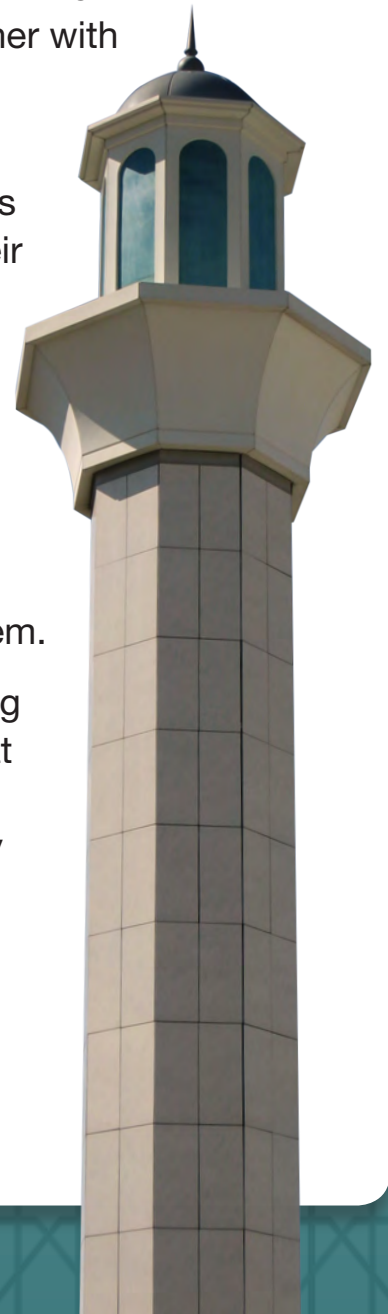
INTRODUCTION

By the Grace of Allah, the leading group of Waqf-e-Nau children has reached the stage where shortly they will be active in the service of Islam Ahmadiyyat, Insha-Allah. This places an enormous responsibility on the parents and the Jamaát to work towards the adequate training of these devotees. In this regard, the Wakalat Waqf-e-Nau has already published and distributed the syllabus. Additionally, the five sermons delivered by Hazrat Khalifatul-Masih IV^(rh) on this subject have also been received by the parents, *Alhamdulillah*. Parents and the Secretaries should base their training program on the valuable instructions contained in the aforementioned sermons and this syllabus.

To a degree, this syllabus covers the requirements of training, yet it should not be treated as the last word. It is not prudent to rely on any single source of knowledge. Therefore, the parents, and at a later stage, the Waqf-e-Nau devotees themselves, should expand their learning beyond this syllabus and should seek help from other books. Some books have been prescribed by the Wakalat-Waqf-e-Nau and should prove helpful. The following are available from the offices of the Wakalat-Waqf-e-Nau: *Minhaajut-Taalibeen*, *Bachchon ki Parwarish*, *Kar na Kar*, *Hazrat Rasool-e-Kareem Sallallaahu alaihi Wa Sallam*, *Kompal*, *Ghunchah*, *Gul*, *Guldastah*, *Kaamyabi ki Raahein*, *Hikaayaat-e-Sheereen*, *Waqiyaat-e-Shirin*, *Hayaat Nuruddeen*, *Merei Bachpan kei Din*. These books can also be obtained from the offices of Lajnah Imaa'illah Pakistan, Khuddamul Ahmadiyyah Pakistan, Nazarat Ishaat and Lajna Imaillah Karachi.

FOR PARENTS

- ⚙️ A personal file should be created for each Waqf-e-Nau child. This file should contain the birth certificate, Form B (where applicable), Waqf-e-Nau acceptance letter, vaccination record, etc. Your child's progress should also be recorded in this file, e.g. the date when Yassarnal Quran was completed, the date when Salat was memorized, and the school reports from school. A copy of the file should be kept with the local Waqf-e-Nau secretary. When moving to another town, this file should be passed on to the new Waqf-e-Nau secretary. Copies of all documents should be sent to the National Headquarters so central records are up to date and complete.
- ⚙️ Parents should adopt an attitude of moderation in their child's training. The child should be treated neither with extreme strictness nor with excessive lenience.
- ⚙️ A child's training should be done by personal example. Parents should develop all those habits in themselves when they would like to see in their children.
- ⚙️ Remember that this syllabus sets only the minimum standard.
- ⚙️ Parents should listen to the Friday Sermons delivered by Hazrat Khalifatul-Masih IV^(rh) and Hazrat Khalifatul-Masih V^(aba) carefully and try to upbringing the children according to advices by them.
- ⚙️ Waqf-e-Nau classes are a main source of training the children according to the directions of Hazrat Khalifatul-Masih V^(aba).
These classes are telecasted on MTA repeatedly and are also available on YouTube.



- ⚙ You are a Waqf-e-Nau child. It is expected that you will not merely memorize this syllabus but will inculcate its elements into your personality and everyday life. Try to be a "special child" as our beloved Imam has regard in his Friday Sermon.
- ⚙ The time is approaching fast when you will present yourself to serve Islam. So for your Waqf was a pledge made by your parents; soon you will need to renew this pledge yourself, Insha-Allah.
- ⚙ Pray for yourself and your fellow devotees that Allah accepts your waqf and enables you to fulfill this pledge with the utmost sincerity until the end of your life.
- ⚙ The purpose of your life is to spread the message of Islam to the entire world. You have to gather the whole of mankind under the banner of Allah and His Prophet Muhammad^(sa).
- ⚙ This is the greatest task in the world and there is no work like this one. You cannot spread the message of Islam unless you have a strong connection with Allah and His love flows in your heart.
- ⚙ You should therefore, offer your five daily prayers, recite the Holy Quran daily and before starting any work, consider whether it will earn Allah's pleasure. If it will, then proceed by all means. However, if it will earn His displeasure, then reject it in disdain. In this regard feel free to consult your parents, elders or the missionaries of the Jamaát.
- ⚙ Study the syllabus thoroughly and remove any deficiency that you may find in yourself.
- ⚙ Remember that whatever good you have learnt should become part of your daily life. e.g. the prayers that you have memorized should be used at their appropriate times. You have learnt the etiquettes of home, school and the mosque, now you should constantly evaluate yourselves in the light of what you have learnt.
- ⚙ Offer salat in congregation and during salat, keep the meaning of the prayers in your mind.

- ⚙ The Holy Quran should be recited daily and you should make an effort to read its translation as well.
- ⚙ Always pray to Allah to fulfill even the smallest need.
- ⚙ Make a habit of saying: Assalamu alaikum, Jazakumullah, Maashaa-Allah, Bismillah, Alhamdulillah, Inshaa-Allah, Sal-Allahu alaihi wa sallam, etc.
- ⚙ Practice writing the Arabic prayers contained in this syllabus.
- ⚙ Watch MTA International regularly, especially the Friday sermon and children programs.
- ⚙ Learn different languages. Every Waqf-e-Nau should know Arabic and Urdu. Also learn an additional language, e.g. Chinese, Russian, Dutch, Spanish, French, Turkish, Norwegian, etc. Try to excel in the language of your choice.
- ⚙ Develop a habit of going to bed early and getting up early in the morning.
- ⚙ Participate in various financial schemes launched by Hazrat Khalifatul Masih such as the Tehreek-e-Jadeed and Waqf-e-Jadeed schemes.
- ⚙ Adopt the five basic morals as described by Hazrat Khalifatul Masih IV^(rh).
- ⚙ Become a useful and active member of the Jamaát and its auxiliaries. If any duty is assigned by the Jamaát or its auxiliaries, fulfill it cheerfully.
- ⚙ Develop the habit of obedience. If an elder asks you to do a job, do it cheerfully, and when asked to desist in some matter, stop immediately.
- ⚙ Take an active part in social work such as visiting the sick or helping neighbours.
- ⚙ Adopt an active lifestyle and do not shy away from manual or labour work.

- ⚙️ Keep Jamaát periodicals such as Tasheez-ul-Azhaan, Al-Fazal and other literature published by the Jamaát at your regular perusal. Also keep abreast of current developments in the world through newspapers and other journals.
- ⚙️ Watch for any directive or publication related to Waqf-e-Nau, study it and act accordingly. "Ismael" & "Maryam" are the central quarterly magazines printed under the guidance of Hazrat Khalifatul Masih V^(aba). Every Waqf-e-Nau child should get it on regular basis.
- ⚙️ Read such stories which help in developing a positive character. Avoid indecent literature and humor. Discuss your selections with your parents.
- ⚙️ Participate in sporting and academic extra curricular activities. Seek guidance from parents and teachers in this matter.
- ⚙️ Be habitually punctual and make a schedule for your daily routine.
- ⚙️ Develop love for your country along with love for religion.
- ⚙️ Develop the habit of exercising and taking part in healthy sports such as swimming, football, cycling etc.
- ⚙️ Pay special attention to cleanliness. Clean your teeth everyday; shower regularly; wear clean clothes and shoes. Do not unnecessarily mark the books you read. Keep your neighbourhood and environment clean.
- ⚙️ Learn about your family history. Know important facts such as when your family accepted Amadiyyat; what sacrifices were made; what difficulties were faced; and blessings that Allah has bestowed upon your family.
- ⚙️ Develop a habit of keeping a daily journal. Make note of your progress and any important instructions given by Hazrat Khalifatul Masih^(aba).



ADDITIONAL INSTRUCTIONS

Over the years Hazrat Khalifatul Masih IV^(rh) gave detailed instructions on the training of the young Waqfeen-e-Nau devotees. Their summary is given below. Parents should never neglect their duty towards the upbringing of their children. They will need to purify themselves first and then should inculcate in their children the following:

- ⚙ Love for Allah.
- ⚙ Love for Salat.
- ⚙ Daily recitation of the Holy Quran .
- ⚙ Love for faith and passion for its honor.
- ⚙ Love for Khilafat.
- ⚙ Participation in the activities of the auxiliary organisations for Atfal, Khuddam and Nasiratul-Ahmadiyya.
- ⚙ Love for truthfulness.
- ⚙ High resolve and determination.
- ⚙ Suppression of anger.
- ⚙ An active and vigorous lifestyle which is not afraid of hardship.
- ⚙ Patience and fortitude in the face of difficulties.
- ⚙ Urge to gain knowledge.
- ⚙ To know the difference between certainty and conjecture and to express oneself accordingly as the case may be.
- ⚙ To constantly expand knowledge by reading newspapers, good books and scholarly journals.
- ⚙ Ability to keep accounts as well as meticulousness in financial matters.

Luqman Ahmed Kishwar

Head of Central Waqf-e-Nau Dept. London



بِسْمِ اللّٰهِ الرَّحْمٰنِ الرَّحِیْمِ
اِنَّ اَكْبَرُ كَرَامٍ
اَللّٰهُمَّ صَلِّ وَسَلِّمْ عَلٰى
سَيِّدِنَا مُحَمَّدٍ
وَعَلَىٰ اٰلِهِ
وَاَصْحَابِهِ
وَجَمِیْعَةِ
مُسْلِمِيْنَ
اٰمِيْنَ

لِلْاَقْصَاةِ

اَللّٰهُمَّ صَلِّ وَسَلِّمْ عَلٰى
سَيِّدِنَا مُحَمَّدٍ
وَعَلَىٰ اٰلِهِ
وَاَصْحَابِهِ
وَجَمِیْعَةِ
مُسْلِمِيْنَ
اٰمِيْنَ

11

11

11



PART I

SYLLABUS FOR AGES

1 TO 7

1 TO 2 YEARS

- ❑ Parents should try to adopt the following to teach their children by example:
 - Before starting any work say loudly:

بِسْمِ اللَّهِ الرَّحْمَنِ الرَّحِيمِ

Bismillahir rahmaanir raheem

- ❑ Say in a loud voice according to the occasion.
 - E.g. prayer before eating a meal:

بِسْمِ اللَّهِ وَعَلَى بَرَكَاتِهِ

Bismillahi wa ala baraka-tillah

- or prayer at the end of the meal:

الْحَمْدُ لِلَّهِ الَّذِي أَطْعَمَنَا وَسَقَانَا وَجَعَلَنَا مِنَ الْمُسْلِمِينَ

Al-hamdu lillah-hilla-zi at-ama-na wa saqaana wa ja alana minal muslimeen

- ❑ *Sal-lallahu alaihi wasallam* should be said loudly whenever the Holy Prophet Muhammad^(sa) name is mentioned.
- ❑ The Holy Qur'an should be recited daily in front of the child.



2 TO 3 YEARS

First Six Months



- ❑ Child should say بِسْمِ اللّٰهِ الرَّحْمٰنِ الرَّحِیْمِ *Bismillahir rahmaanir raheem* before starting any work.
- ❑ Child should say اَسْلَامٌ عَلَیْكُمْ *Assalamu Alaikum* when meeting someone. Boys should shake hands by using both hands and girls should get an affectionate touch on their head.
- ❑ Child should say:

- اَلْحَمْدُ لِلّٰهِ *Alhamdulillah* after finishing a meal;
- جَزَاكُمُ اللّٰهُ *Jazakumullah* on being given something;
- اَسْتَغْفِرُ اللّٰهَ *Astaghfirullah* on making a mistake.

- ❑ Child should be constantly reminded that Allah has created everything for him. They should also be constantly reminded that they are a **Waqf-e-Nau**, an endeavourer and a pious good child.

2 TO 3 YEARS

Second six months

- ❑ A habit of using the right hand to give and take things should be strengthened. The child should be taught that the right hand is to be used for clean work while the left hand is to be used for cleaning after going to the bathroom or cleaning their nose.
- ❑ The child should be made owner of certain items and should be encouraged to share some items to others.
- ❑ Your child should be given such toys that sharpen and develop their mental capabilities.
- ❑ Your child should be taught that our beloved Holy Prophet^(sa) is Hazrat Muhammad *Sal-lallahu alaihi wasallam*.

Kalimah Tayyiba should be taught: **لَا إِلَهَ إِلَّا اللَّهُ مُحَمَّدٌ رَّسُولُ اللَّهِ**
La Ilaha Illallahu Muhammadur Rasulullah.



Hazrat Mirza Masroor Ahmad^(aba)

- ❑ Your child should be taught that the name of our beloved imam is Hazrat Mirza Masroor Ahmad, may Allah be his helper, and he lives in London.

3 TO 4 YEARS

First six months

- ❑ Child should be taught that the Holy Qur'an is Allah's book. The child should start learning the *Yassarnal Qur'an* and learn to say:

أَعُوذُ بِاللَّهِ مِنَ الشَّيْطَانِ الرَّجِيمِ - بِسْمِ اللَّهِ الرَّحْمَنِ الرَّحِيمِ

Auzu billahi minash shaitanir rajeem, Bismillahir rahmaanir raheem

- ❑ Child should recognize all characters of the alphabet.
- ❑ Child should learn the prayer before eating a meal:

بِسْمِ اللَّهِ وَعَلَى بَرَكَاتِهِ

Bismillahi wa ala baraka-tillah


- ❑ and the prayer after having a meal:

الْحَمْدُ لِلَّهِ الَّذِي أَطْعَمَنَا وَسَقَانَا وَجَعَلَنَا مِنَ الْمُسْلِمِينَ

*Alhamdu lillahillahdhi 'at'amana wa saqana
wa ja alana minal-muslimeen*



- ❑ The names of the *Khulafaa* of the Holy Prophet *Sal-lallahu 'alaihi wasallam* should be taught:
 - *Hazrat Abu Bakr^(ra), (may Allah be pleased with him)*
 - *Hazrat Umar^(ra), (may Allah be pleased with him)*
 - *Hazrat Usman (Othman)^(ra), (may Allah be pleased with him)*
 - *Hazrat Ali^(ra), (may Allah be pleased with him)*




Hazrat Mirza Ghulam Ahmad^(as)
(peace be upon him)

- ❑ Teach the Promised Messiah's name:


3 TO 4 YEARS

Second six months

- ❑ Teach children that Hazrat Mirza Masroor Ahmad, may Allah be his Helper, is the fifth successor of the Promised Messiah, peace be upon him.
- ❑ Teach the names of the first two successors of the Promised Messiah, peace be upon him.




Hazrat Hakim Maulwi Noor-ud-din^(ra)
(may Allah be pleased with him)



Hazrat Mirza Bashir-ud-din Mahmood Ahmad^(ra)
(may Allah be pleased with him)

- ❑ Teach the names of next three successors of the Promised Messiah, peace be upon him.



Hazrat Hafiz Mirza Nasir Ahmad^(rh)
(may Allah have mercy on him)



Hazrat Mirza Tahir Ahmad^(rh)
(may Allah have mercy on him)



Hazrat Mirza Masroor Ahmad^(aba)
(may Allah have mercy on him)

- ❑ Make your child familiar with the photographs of the Promised Messiah, peace be upon him and his successors.
- ❑ Children should be taught that Allah is their creator. They should be told that Allah has made the moon and the stars that shine in the dark sky. Whenever they hold anything, they should be told that Allah has created that thing.
- ❑ Children should be told that Allah has created all things because He loves us very much. They should be told about these things so that their curiosity increases. Every effort should be made to provide a reasonable and correct answer to your child's questions.
- ❑ The first part of the *Yassarnal Qur'an* should be completed during this year.



4 TO 5 YEARS

First six months

- ❑ The reading of the Yassarnal Qur'an should be completed this year.
- ❑ The entire Salat should be memorized along with the names of the Salat.
- ❑ Habit of daily cleaning and exercise should be developed.

-PRAYERS-

- ❑ The following prayers should be memorized and the child reminded of its use.
 - On going to sleep:

اللَّهُمَّ بِاسْمِكَ أَمُوتُ وَأَحْيَا

Allahumma bismika amutu wa ahya

- On waking up:

الْحَمْدُ لِلَّهِ الَّذِي أَحْيَانَا بَعْدَ مَا أَمَاتَنَا وَإِلَيْهِ النُّشُورُ

Alhamdu lillahillazi ahyaanaa ba'da ma amatanaa wa ilaihin-nushur



-POEM-

□ Memorize کبھی نصرت نہیں ملتی درِ مولا سے گندوں کو

Kabhi nusrat nahin milti...

کبھی نصرت نہیں ملتی درِ مولا سے گندوں کو
وہی اسکے مقرب ہیں جو اپنا آپ کھوتے ہیں
کبھی ضائع نہیں کرتا وہ اپنے نیک بندوں کو
نہیں رہ اسکی عالی بارگاہ تک خود پسندوں کو
اسی کے ہاتھ کو ڈھونڈو جلاؤ سب کمندوں کو
(حضرت مسیح موعود علیہ الصلوٰۃ والسلام)

-HADITH-

خَيْرُ الزَّادِ التَّقْوَى

Khairuzzadit-taqwa

The best provision for the journey (to the Hereafter) is through the fear of God



4 TO 5 YEARS

Second six months

-POEM-

- Memorize three couplets each month
from [ترانہ اطفال/ناصرات](#) - Tarana-e-Atfal/Nasirat.

کہ اس عالم کون کا اک خدا ہے
ستاروں کو سورج کو اور آسماں کو
وہ مالک ہے سب کا وہ حاکم ہے سب پر
ہمیشہ سے ہے اور ہمیشہ رہے گا
ضرورت نہیں اسکو کچھ ساتھیوں کی
ہر اک کام کی اسکو طاقت ہے حاصل
سمندر کو اس نے ہی پانی دیا ہے
اسی نے تو قدرت سے پیدا کئے ہیں
گھریلو چرندے بنوں کے درندے
ہر اک اپنے مطلب کی شے کھا رہا ہے
خزانے کبھی اس کے ہوتے نہیں کم
وہ قائم ہے ہر ایک کا آسرا ہے

مری رات دن بس یہی اک صدا ہے
اسی نے ہے پیدا کیا اس جہاں کو
وہ ہے ایک اسکا نہیں کوئی ہمسر
نہ ہے باپ اسکا نہ ہے کوئی بیٹا
نہیں اسکو حاجت کوئی بیویوں کی
ہر اک چیز پر اسکو قدرت ہے حاصل
پہاڑوں کو اس نے ہی اونچا کیا ہے
یہ دریا جو چاروں طرف بہ رہے ہیں
سمندر کی مچھلی ہوا کے پرندے
سبھی کو وہی رزق پہنچا رہا ہے
ہر اک شے کو روزی وہ دیتا ہے ہر دم
وہ زندہ ہے اور زندگی بخشتا ہے

بڑی سے بڑی ہو کہ چھوٹی سے چھوٹی
بدوں اور نیکیوں کو پہچانتا ہے
دکھاتا ہے ہاتھوں پہ ان کے کرامت
صداقت کا کرتا ہے وہ بول بالا
غریبوں کو رحمت سے ہے تھام لیتا
یہ میرا خدا ہے یہ میرا خدا ہے
(از کلام محمود)

کوئی شے نظر سے نہیں اس کے مخفی
دلوں کی چھپی بات بھی جانتا ہے
وہ دیتا ہے بندوں کو اپنے ہدایت
ہے فریاد مظلوم کی سننے والا
گناہوں کو بخشش سے ہے ڈھانپ دیتا
یہی رات دن اب تو میری صدا ہے

-HADITH-

- The following should be memorized:

الْغِنَى غِنَى النَّفْسِ

Al-ghina ghinan-nafs

True wealth is wealth of the heart.

إِنَّمَا الْأَعْمَالُ بِالنِّيَّاتِ

Inna mal amaalu binniyyaat

Deeds are judged by motives.



5 TO 6 YEARS

For the whole year

- ❑ Parents and children should write letters to Huzoor^(ab) every month. Children should write a sentence or two with their own hand.
- ❑ Children should be taught to observe nature. A good time to discuss these things is while walking with parents.

5 TO 6 YEARS

First six months

-PRAYERS-

- ❑ Memorize the following:
 - For parents:

رَبِّ اَرْحَمُهُمَا كَمَا رَبَّيْتَنِي صَغِيرًا

Rabbir hamhuma kama rabbayaani sagheera

My Lord, have mercy on them even as they nourished me in my childhood (Holy Qur'an 17:25)

- For entering a mosque:

بِسْمِ اللّٰهِ الصَّلٰوةُ وَالسَّلَامُ عَلٰى رَسُوْلِ اللّٰهِ اَللّٰهُمَّ اغْفِرْ لِيْ ذُنُوْبِيْ وَافْتَحْ لِيْ
اَبْوَابَ رَحْمَتِكَ

*Bismillahis-salatu wassalamu 'ala rasulillahi allahum-magh-firli
zunubi waftah-li abwaba rahmatika*

*I enter in the name of Allah.
Peace and blessings be upon His Messenger.
O my Lord forgive my sins and open the doors of Mercy for me.*

- ❑ On acquiring knowledge:

رَبِّ زِدْنِي عِلْمًا

Rabbi zidni 'ilmaa

O my Lord, increase me knowledge (HOLY QURAN 20:115)

- ❑ Child should memorize the Adhan (the call for prayer). If possible, your child should listen to the Adhan on radio or TV and repeat it.



-RELIGIOUS KNOWLEDGE-

- ❑ Child should be taught that:
 - The Holy Prophet Muhammad^(sa) father was Abdullah and mother was Amina.
 - The Holy Prophet Muhammad Sal-lallahu 'alaihi wasallam was born in Mecca.

-QUR'AN-

- Memorize the following chapters:
Al-Fatihah, Al-Kauthar and Al-'Asr.

سُورَةُ الْفَاتِحَةِ

بِسْمِ اللَّهِ الرَّحْمَنِ الرَّحِيمِ

الْحَمْدُ لِلَّهِ رَبِّ الْعَالَمِينَ ۝ الرَّحْمَنِ الرَّحِيمِ ۝ مَلِكِ يَوْمِ الدِّينِ ۝ إِيَّاكَ
نَعْبُدُ وَإِيَّاكَ نَسْتَعِينُ ۝ اهْدِنَا الصِّرَاطَ الْمُسْتَقِيمَ ۝ صِرَاطَ الَّذِينَ أَنْعَمْتَ
عَلَيْهِمْ ۝ غَيْرِ الْمَغْضُوبِ عَلَيْهِمْ وَلَا الضَّالِّينَ ۝

سُورَةُ الْكَوْثَرِ

بِسْمِ اللَّهِ الرَّحْمَنِ الرَّحِيمِ

إِنَّا أَعْطَيْنَاكَ الْكَوْثَرَ ۝ فَصَلِّ لِرَبِّكَ وَانْحَرْ ۝ إِنَّ شَانِئَكَ هُوَ الْأَبْتَرُ ۝

سُورَةُ الْعَصْرِ

بِسْمِ اللَّهِ الرَّحْمَنِ الرَّحِيمِ

وَالْعَصْرِ ۝ إِنَّ الْإِنْسَانَ لِرَبِّهِ لَكْفُورٌ ۝ إِلَّا الَّذِينَ آمَنُوا وَعَمِلُوا الصَّالِحَاتِ وَ

تَوَصَّوْا بِالْحَقِّ ۝ وَتَوَصَّوْا بِالصَّبْرِ ۝

-POEM-

□ Memorize: ہو فضل تیرا یا رب یا کوئی ابتلاء ہو

Ho fazl tera ya Rab ya ko yee lb talaa ho ...

راضی ہیں ہم اسی میں جس میں تیری رضا ہو
میری فنا سے حاصل گر دین کو بقا ہو
لب پر ہو ذکر تیرا دل میں تیری وفا ہو
حاکم تمام دنیا پہ میرا مصطفیٰ ہو
ہو روح میری سجدہ میں سامنے خدا ہو
(حضرت مصلح موعود رضی اللہ تعالیٰ عنہ)

ہو فضل تیرا یا رب یا کوئی ابتلاء ہو
مٹ جاؤں میں تو اسکی پروا نہیں ہے کچھ بھی
سینہ میں جوشِ غیرت اور آنکھ میں حیا ہو
شیطان کی حکومت مٹ جائے اس جہاں سے
مجمودِ عمر میری کٹ جائے کاش یونہی

-RELIGIOUS KNOWLEDGE-

□ Child should be taught that:

- The Promised Messiah's^(as) father was Mirza Ghulam Murtaza and mother was Chiragh Bibi.
- The Promised Messiah^(as) was born in Qadian, India.



Qadian, India

6 TO 7 YEARS

First six months

- Earlier syllabus should be reviewed.

-PRAYERS-

- Child should memorize the following prayers and use them at appropriate occasions:
 - Before eating a meal:

بِسْمِ اللَّهِ وَعَلَى بَرَكَاتِهِ

Bismillahi wa 'ala barakatillahi

In the name of Allah and with the blessings of Allah (I start eating)

- At the end of a meal:

الْحَمْدُ لِلَّهِ الَّذِي أَطْعَمَنَا وَسَقَانَا وَجَعَلَنَا مِنَ الْمُسْلِمِينَ

Alhamdu lillahillazi 'at'amana wa saqana wa ja'alna minal-muslimeen

All praise belongs to Allah who provided us with food and drink and enabled us to be Muslims.

- Before sleeping:

اللَّهُمَّ بِاسْمِكَ أَمُوتُ وَأَحْيُ

Allahumma bismika amutu wa ahya

O Allah, in your name I die (sleep) and I become alive (awake).

- On waking up:

الْحَمْدُ لِلَّهِ الَّذِي أَحْيَانَا بَعْدَ مَا أَمَاتَنَا وَإِلَيْهِ النُّشُورُ

Alhamdu lillahillazi ahyaanaa bada ma amatanaa wa ilaihin nushur

All praise belongs to Allah who brought us back to life (woke us up), after causing us to die (sleep), and to Him shall we return.

- For parents:

رَبِّ ارْحَمْهُمَا كَمَا رَبَّيْنِي صَغِيرًا

Rabbir hamhuma kama rabbayaani sagheera

My Lord, have mercy on them even as they nourished me in my childhood (17:25)

-RELIGIOUS KNOWLEDGE-

- Names of the Khulafa of the Holy Prophet^(sa):

- Hazrat Abu Bakr^(ra)
- Hazrat Umar^(ra)
- Hazrat Usman^(ra)
- Hazrat Ali^(ra)

- Names of the Khulafa of the Promised Messiah^(as):

- Hazrat Hakim Maulwi Nur-ud-Din^(ra)
- Hazrat Mirza Bashir-ud-Din Mahmud Ahmad^(ra)
- Hazrat Hafiz Mirza Nasir Ahmad^(rh)
- Hazrat Mirza Tahir Ahmad^(rh)
- Hazrat Mirza Masroor Ahmad^(aba)

- ❑ Child should memorize names, rak'at, and times of five daily prayers.

Prayer	Sunnah (Nafil)	Farz	Sunnah (Nafil)	Witr	Total Rakat	Time Limits
Fajr	2	2	-	-	4	Dawn (first light of day) to 15 minutes before sunrise
Zuhr	4	4	2, (2)	-	10 or 12	Mid-day to the time of Asr
Asr	(4)	4	-	-	4 or 8	Mid afternoon to 20 min before sunset
Maghrib	-	3	2, (2)	-	5 or 7	Immediately after sunset till dusk
Isha	-	4	2, (2)	3	9 or 11	Nightfall (dusk) to midnight

- ❑ Child should memorize Sajdah prayer.
- ❑ Child should start the first reading of the Holy Qur'an. Yassarnal Qur'an should have been completed by now and if it has not been completed then it should be done as soon as possible.
- ❑ Make your child familiar with the photos of Promised Messiah^(as) and his successors.
- ❑ Child should be taught their home address, name of parents and grandparents.



Mecca, Saudi Arabia



Qadian, India

-QUR'AN-

- Memorize the following chapters: Al-Kauthar, Al-'Asr, Al-Ikhlâs.

سُورَةُ الْكَوْثَرِ

بِسْمِ اللَّهِ الرَّحْمَنِ الرَّحِيمِ
 إِنَّا أَعْطَيْنَاكَ الْكَوْثَرَ ۖ فَصَلِّ لِرَبِّكَ وَانْحَرْ ۚ إِنَّ شَانِئَكَ هُوَ الْأَبْتَرُ ۝

سُورَةُ الْعَصْرِ

بِسْمِ اللَّهِ الرَّحْمَنِ الرَّحِيمِ
 وَالْعَصْرِ ۚ إِنَّ الْإِنْسَانَ لَفِي خُسْرٍ ۝ إِلَّا الَّذِينَ آمَنُوا وَعَمِلُوا الصَّالِحَاتِ وَ
 تَوَصَّوْا بِالْحَقِّ ۖ وَتَوَصَّوْا بِالصَّبْرِ ۝

سُورَةُ الْإِخْلَاصِ

بِسْمِ اللَّهِ الرَّحْمَنِ الرَّحِيمِ
 قُلْ هُوَ اللَّهُ أَحَدٌ ۝ اللَّهُ الصَّمَدُ ۝ لَمْ يَلِدْ ۖ وَ لَمْ يُولَدْ ۖ وَ لَمْ يَكُنْ لَهُ
 كُفُوًا أَحَدٌ ۝

- ❑ Memorize:

رَبِّ زِدْنِي عِلْمًا

Rabbi zidni ilma

O my Lord, increase my knowledge (HOLY QURAN 20:115)

-HADITH-

- ❑ Memorize: **الْغِنَى غِنَى النَّفْسِ** (Alghina ghina-nnafs)
True wealth is wealth of heart.
- ❑ Memorize: **إِنَّمَا الْأَعْمَالُ بِالنِّيَّاتِ** (Innamal amal binniyaat)
Deeds are judged by motives.

-POEM-

- ❑ ترانہ اطفال / ناصرات
Tarana-e-Atfal/Nasirat
- ❑ کبھی نصرت نہیں ملتی درِ مولا سے گندوں کو
Kabhi nusrat nahee(n) milti dare maula say gandoo(n) ko ...
- ❑ ہو فضل تیرا یا رب یا کوئی ابتلاء ہو
Ho fazl tera ya Rab ya ko yee lb talaa ho

-SALAT-

- ❑ Child should learn the complete Salat.

-ETIQUETTE OF SALAT-

- ❑ Before starting Salat the following five conditions should be met:
 - *Timing (see chart).*
 - *Personal cleanliness (bath, ablution or tayyammum - as circumstances permit) and clean place.*
 - *Proper dress for men and women.*
 - *Facing Qiblah (Mecca)*
 - *Intention (Niyyat)*



Qiblah (Mecca, Saudi Arabia)

-ABLUTION (WUZU)-

- ❑ Ablution is essential before Salat.
Steps to perform ablution are as follows:

- *Recite Bismillah*

بِسْمِ اللَّهِ الرَّحْمَنِ الرَّحِيمِ

Bismillahir rahmaanir raheem



- Wash your hands three times up to the wrist; the right hand first and then the left.



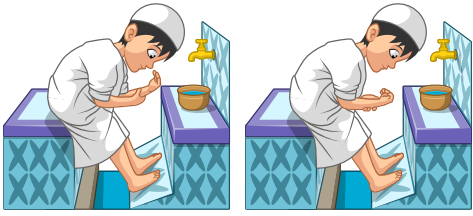
- Clean your mouth by rinsing it with water three times, massaging the gums at the same time.



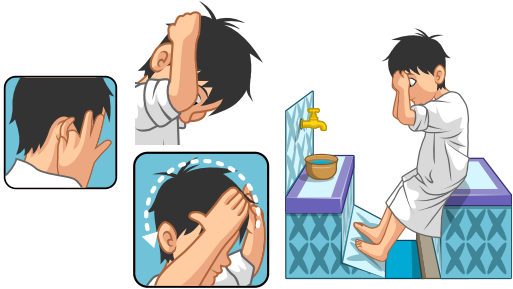
- Clean the nostrils thoroughly by putting some water in them.



- Wash the face three times.



- Wash the forearms including the elbows three times (right arm first and then left).



- Moisten the hands and run them over the head from front and top down to the neck, then run the thumbs around the ears and wipe inside the ears using index fingers.



- Wash the feet including ankles, three times; the right foot first and then the left.

- Recite the Prayer after Wuzu (ablution).

اللَّهُمَّ اجْعَلْنِي مِنَ التَّوَّابِينَ وَاجْعَلْنِي مِنَ الْمُتَطَهِّرِينَ

Allahum maj alni minat-tawwabeena waj alni minal muta-tahhireen

O Allah! Make me from among those who repent of their sins and from among those who keep themselves pure and clean.

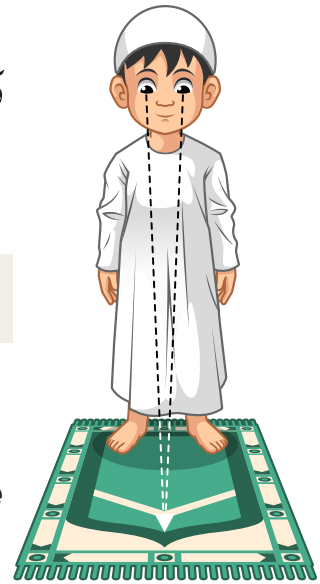
-NIYYAT-

- Face towards the Kaaba and recite the Niyyat:

وَجَّهْتُ وَجْهِيَ لِلَّذِي فَطَرَ السَّمَاوَاتِ وَالْأَرْضَ حَنِيفًا وَمَا أَنَا
مِنَ الْمُشْرِكِينَ

*Wajjahtu wajhiya lillazi fatarassamawati
wal arda hanifan wama ana minal mushrikeen*

*I have turned my full attention towards Him
Who has created the heavens and the earth,
being ever-inclined to Him, and I am not one of those
who associate partners with Allah.*



-RAFA YADAIN-



- Raise both hands to the level of ears and say:


اللهُ أَكْبَرُ

Allahu Akbar

Allah is the Greatest

-QIYAAM-

- ❑ Folding hands: The right hand should be on top of the left hand. This is called Qiyaam. Sanaa, Al-Faatiha and another portion of the Holy Quran is recited in this part.

**-SANAA-**

سُبْحَانَكَ اللَّهُمَّ وَبِحَمْدِكَ وَتَبَارَكَ اسْمُكَ وَتَعَالَى جَدُّكَ وَلَا إِلَهَ غَيْرُكَ

*Subhanakallah humma wabi hamdika wata barakasmuka
wata ala jadduka wa laa ilaha ghairuk*

*Glory to You, O Allah, the Praiseworthy,
and blessed is Your name, and exalted is Your majesty,
and there is none to be worshiped besides You.*

-TA-AWWUZ-

أَعُوذُ بِاللَّهِ مِنَ الشَّيْطَانِ الرَّجِيمِ

Auzu billahi minash shaitanir rajeem

I seek refuge with Allah from Satan the rejected.

-AL-FAATIHA-

بِسْمِ اللَّهِ الرَّحْمَنِ الرَّحِيمِ ○ الْحَمْدُ لِلَّهِ رَبِّ الْعَالَمِينَ ○ الرَّحْمَنِ
الرَّحِيمِ ○ مَلِكِ يَوْمِ الدِّينِ ○ إِيَّاكَ نَعْبُدُ وَإِيَّاكَ نَسْتَعِينُ ○ إِهْدِنَا
الصِّرَاطَ الْمُسْتَقِيمَ ○ صِرَاطَ الَّذِينَ أَنْعَمْتَ عَلَيْهِمْ ○ غَيْرِ الْمَغْضُوبِ عَلَيْهِمْ وَ
الضَّالِّينَ ○

Bismillahir rahmaanir raheem.

Alhamdulillahi rabbil alameen. Arrahmaa nir raheem.

Maaliki yaumiddeen. Iyyaaka nabudu wa iyyaaka nastaeen.

Ihdinas siraatal mustaqeem. Siratal lazeena an amta alaihim,

ghairil maghdoobi alaihim wa laddaal leen. Ameen.

In the name of Allah, the Gracious, the Merciful. All praise belongs to Allah, Lord of all the worlds. The Gracious, the Merciful.

Master of the Day of Judgment. Thee alone do we worship and Thee alone do we beseech for help. Guide us to the right path.

The path of those upon whom Thou hast bestowed Thy blessings, but not those who have incurred Thy displeasure, nor of those who have gone astray.

-AL-IKHLAAS-


بِسْمِ اللَّهِ الرَّحْمَنِ الرَّحِيمِ ۝ قُلْ هُوَ اللَّهُ أَحَدٌ ۝ اللَّهُ الصَّمَدُ ۝ لَمْ يَلِدْ ۝
لَمْ يُولَدْ ۝ لَمْ يَكُنْ لَهُ كُفُوًا أَحَدٌ ۝

*Bismillahir rahmaanir raheem. Qul hu wallahu ahad. Alla hus samad.
Lam yalid, wa lam yoolad. Wa lam yakullahu kufuwan ahad.*

*In the name of Allah, the Gracious, the Merciful.
Say, He is Allah, the One. Allah, the Independent and Besought of all.
He begets not, nor is He begotten and there is none like unto Him.*

-RUKOO-

- After reciting these verses or any other portion of the Holy Quran bow (rukoo) by calling out Allahu Akbar اللهُ أَكْبَرُ



- Say by repeating in silence, three times:

سُبْحَانَ رَبِّيَ الْعَظِيمِ

Subhaana rabbi yal azeem

Holy is my Lord, the most Great

- Then return to the standing posture by saying:

سَمِعَ اللهُ لِمَنْ حَمِدَهُ

Sami allahu liman hamidah

Allah hears him who praises Him



-TAHMEED-

- Then say Tahmeed in the standing position:

رَبَّنَا وَلَكَ الْحَمْدُ حَمْدًا كَثِيرًا طَيِّبًا مُبَارَكًا فِيهِ

Rabbanaa wa lakal hamd, hamdan kaseeran tayyiban mubarakan fihi

Our Lord, Yours is the praise - praise that is abundant, pure and full of blessings.


-SAJDAH-

- After this say Allahu Akbar اللهُ أَكْبَرُ and go down to prostrate (sajdah). While prostrating, the forehead, nose, palms of both hands, knees and toes should be touching the ground. Do not let the elbows rest in the ground. Whilst in prostration, recite the following three times:

سُبْحَانَ رَبِّيَ الْأَعْلَى

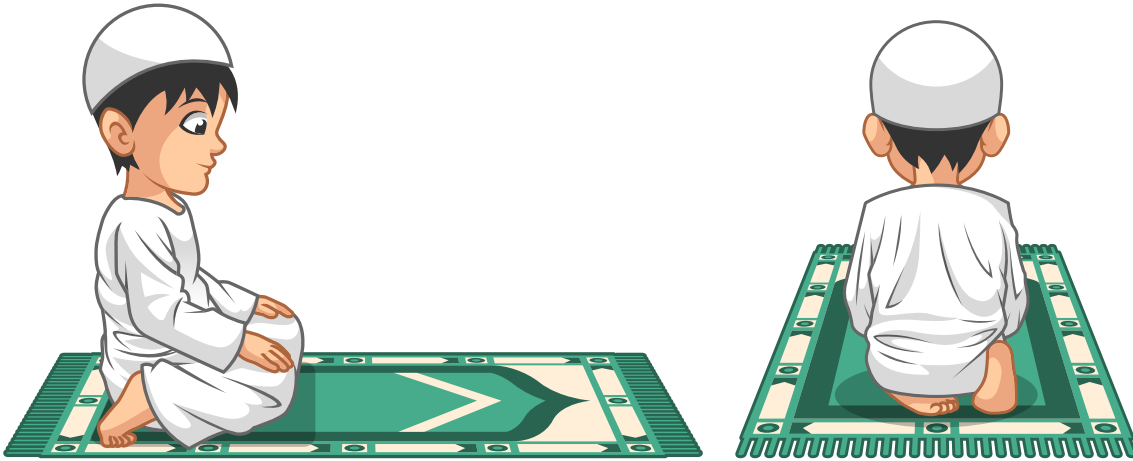
Subhana rabbi yal ala

Glory to my God the Most High



-JALSAH-

- Say Allahu Akbar اللهُ أَكْبَرُ and sit down. One should sit down on the left foot while the toes of your right foot should be touching the ground. Keeping the hands on the knees and recite the following:



رَبِّ اغْفِرْ لِي وَارْحَمْنِي وَاهْدِنِي وَعَافِنِي وَاجْبُرْنِي وَارْزُقْنِي وَارْفَعْنِي

Rabigh firli warhamni wahdini wa aafini wajburni warzuqni warfani

*O Allah, forgive me and have mercy on me,
and guide me and keep me in good health, and raise me up,
and make good my shortcoming.*

- After this, another sajdah is performed and the same prayer is repeated as in the first one. at the end of the second sajdah, Say Allahu Akbar اللهُ أَكْبَرُ and stand up for the second rakat. Complete the second rakat in the same way as the first one.

-TASHAH-HUD-

- After the second prostration, say Allahu Akbar **اللَّهُ أَكْبَرُ**, sit down the same way as before and recite silently:

التَّحِيَّاتُ لِلَّهِ وَالصَّلَوَاتُ وَالطَّيِّبَاتُ السَّلَامُ عَلَيْكَ أَيُّهَا النَّبِيُّ وَرَحْمَةُ اللَّهِ
وَبَرَكَاتُهُ السَّلَامُ عَلَيْنَا وَعَلَى عِبَادِ اللَّهِ الصَّالِحِينَ

*Attahiyyatu lillahi was salawatu wat tayyibatu.
Asslamu alaika ayyuhan nabiiyu wa rahma tullahi wa barakatuhu.
Assalamu Alaina wa ala ibaadilla his saliheen.*


*All verbal worship is due to Allah - and all physical acts of worship and financial sacrifices. Peace be on you, O Prophet, and the Mercy of Allah and His Blessings.
Peace be on us and the righteous servants of Allah.*

- At this point, raise the index finger to recite:

أَشْهَدُ أَنْ لَا إِلَهَ إِلَّا اللَّهُ

- Lower the finger

وَأَشْهَدُ أَنَّ مُحَمَّدًا عَبْدُهُ وَرَسُولُهُ



*Ash hadu alla ilaha illallahu
wa ash hadu anna Muhammadan abduhu wa rasooluh*

*I bear witness that there is no god but Allah,
and I bear witness that Muhammad is His Servant and Messenger.*

- If this is the last rakat in a group of 2, 3 or 4 rakat, one should continue with the following prayers; otherwise, say Allahu Akbar **اللَّهُ أَكْبَرُ** and continue with the next rakat, starting with Surah Al-Fatihah.



-DUROOD-

اللَّهُمَّ صَلِّ عَلَى مُحَمَّدٍ وَعَلَى آلِ مُحَمَّدٍ كَمَا صَلَّيْتَ عَلَى إِبْرَاهِيمَ
وَعَلَى آلِ إِبْرَاهِيمَ إِنَّكَ حَبِيدٌ مَجِيدٌ

*Allahumma salli ala Muhammadin wa ala aali Muhammdin,
kama sallaita ala Ibraheema wa ala aali Ibraheema
innaka Hameedum Majeed.*

*O Allah, bless Muhammad^(sa) and his people,
as Thou didst bless Abraham and his people -
Thou art indeed the Praiseworthy, the Exalted.*

اللَّهُمَّ بَارِكْ عَلَى مُحَمَّدٍ وَعَلَى آلِ مُحَمَّدٍ كَمَا بَارَكْتَ عَلَى إِبْرَاهِيمَ
وَعَلَى آلِ إِبْرَاهِيمَ إِنَّكَ حَبِيدٌ مَجِيدٌ

*Allahumma barik ala Muhammadin wa ala aali Muhammdin,
kama barakta ala Ibraheema wa ala aali Ibraheema
innaka Hameedum Majeed.*

*O Allah, prosper Muhammad^(sa) and his people,
as Thou didst prosper Abraham and his people -
Thou art indeed the Praiseworthy, the Exalted.*

-CONCLUDING PRAYERS-

رَبَّنَا آتِنَا فِي الدُّنْيَا حَسَنَةً وَفِي الْآخِرَةِ حَسَنَةً وَقِنَا عَذَابَ النَّارِ

Rabbana aatinaa fiddunyaa hasanatan wa fil aakhirati hasanatan wa qina azaban naar.

Our Lord, grant us good in this world, as well as good in the world to come, and protect us from the torment of the Fire.

رَبِّ اجْعَلْنِي مُقِيمَ الصَّلَاةِ وَمِنْ ذُرِّيَّتِي رَبَّنَا وَتَقَبَّلْ دُعَاءِ
رَبَّنَا اغْفِرْ لِي وَلِوَالِدَيَّ وَلِلْمُؤْمِنِينَ يَوْمَ يَقُومُ الْحِسَابُ

*Rabbij alni muqeemas salati wa min zurriyati.
Rabbanaa wa taqabbal dua. Rabbanagh firli wa li waali dayya wa lil mumineena yauma yaqoomul hisaab.*

*My Lord, make me observe Prayer, and make my children too.
Our Lord! Bestow Thy grace on me, and accept my prayer.
Our Lord, grant forgiveness to me, and to my parents,
and to the believers on the day when the reckoning will take place.*

-SALAM-

- Turn your face to the right and say the following, and then turn your face to the left and say the same:

السَّلَامُ عَلَيْكُمْ وَرَحْمَةُ اللَّهِ

Assalamu Alaikum wa Rahmatullah

Peace be on you and the blessings of Allah.

- This concludes the Salat.



-DUA-E-QUNOOT-

- There are three rakat in Witr. Dua-e-Qunoot is recited silently in the standing position (Qiyaam) after bowing (rukoo)

اللَّهُمَّ إِنَّا نَسْتَعِينُكَ وَنَسْتَغْفِرُكَ وَنُؤْمِنُ بِكَ وَنَتَوَكَّلُ عَلَيْكَ وَتُشْفِنِي عَلَيْكَ
 الْخَيْرَ وَنَشْكُرُكَ وَلَا نَكْفُرُكَ وَنُحَدِّثُكَ وَنَتَرَكُ مَنْ يَفْجُرُكَ، اللَّهُمَّ إِنَّا نَعْبُدُ
 وَلكَ نُصَلِّي وَنَسْجُدُ وَإِلَيْكَ نَسْعَى وَنَحْفِدُ، وَنَرْجُو رَحْمَتَكَ وَنَخْشَى عَذَابَكَ،
 إِنَّ عَذَابَكَ بِالْكَفَّارِ مُلْحِقٌ

*Allahumma inna nasta eenuka wa nastaghfiruka wa numinu bika
 wa natawakkalu alaika wa nuthni alaikal khaira, nashkuruka
 wa laa nakfuruka wa nakhla u wa natruku manyafjuruk.
 Allahumma iyyaaka nabudu wa laka nusalli wa nasjudu
 wa ilaika nas aa wa nahfidu wa narjoo rahmataka
 wa nakhsha azaabaka, inna azabaka bil kuffaari mulhiq.*

*O Allah! We beseech Your help and ask Your forgiveness
 and believe in You and trust in You and praise You in the best
 manner; and we thank You and we are not ungrateful to You,
 and we cast off and forsake him who disobeys You.*

- O Allah! You alone do we serve and to You alone do we pray and we
 prostrate ourselves; and we rush to You and present ourselves,
 and we hope for Your mercy and we fear Your chastisement,
 for surely Your chastisement overtakes the disbelievers.*

-DUA-E-JANAZAH-

- The funeral prayer is performed in congregation led by an Imam. The wrapped body is laid in front of the Imam for the prayer.

اللَّهُمَّ اغْفِرْ لِحَيِّنَا وَمَيِّتِنَا وَشَاهِدِنَا وَغَائِبِنَا وَصَغِيرِنَا وَكَبِيرِنَا وَذَكَرِنَا
وَأُنثَانَا، اللَّهُمَّ مَنْ أَحْيَيْتَهُ مِنَّا فَأَحْيِهِ عَلَى الْإِسْلَامِ وَمَنْ تَوَفَّيْتَهُ مِنَّا
فَتَوَفَّهُ عَلَى الْإِيمَانِ، اللَّهُمَّ لَا تَحْرِمْ مِنَّا أَجْرَهُ وَلَا تَفْتِنَّا بَعْدَهُ

*Allhummaghfir lihayyinaa wa mayyitinaa wa shahidinaa wa ghaibinaa
wa sagheerinaa wa kabeerinaa wa zakarinaa wa unsaanaa.
Allhumma man ahyaitahu minna fa ahyihi alal Islam,
wa man tawaffaitahu minna fatawaffahu alal Iman.
Allhumma la tahrinna ajrahu wa la taftinna ba'dah.*

O Allah! Forgive our living ones and our deceased ones; and those of us who are present and our absent ones; and our young ones and our old ones; and our males and our females. O Allah! Those of us whom You grant life, keep them firm on Islam; and those of us whom You cause to die, cause them to die in the faith. Deprive us not, O Allah, of the benefits relating to him (the deceased) and subject us not trial after him.

Note: If the deceased is a female, read *ajraha* and *ba'daha* in place of *ajrahu* and *ba'dahu*.

TAHRIK WAQF-E-NAU

On 3rd April 1987, after receiving Divine guidance, the Head of the Ahmadiyya Muslim Jama'at, Hazrat Khalifatul Massieh IV called on Ahmadis to devote the lives of their children for the cause of the Community and bring them up in such a way that they would grow up to willingly sacrifice everything for the sake of God. Accordingly, this generation would be able to shoulder the responsibility of the Jama'at in its second century. Huzoor^(rn) called this scheme Tahrik Waqf-e-Nau.

Today, Tahrik Waqf-e-Nau is a thriving institution in which thousands of Ahmadis devote the lives of their children for the sake of the Jama'at and everyday this number continues to swell.

Hazrat Khalifatul Massieh IV (may Allah have mercy on him) and also our present Huzoor Hazrat Khalifatul Massieh V (may Allah be his helper) delivered a number of Friday Sermons and Addresses to parents and Waqfeen-e-Nau in which they explained the importance of this blessed scheme, the responsibilities of parents, how to bring up these children and the responsibilities of Waqfeen-e-Nau. Hazrat Khalifatul Massieh IV^(rn) advised Wakalat Waqf-e-Nau to prepare a syllabus for these children as a mean to provide guidance for their education, upbringing and training. Wakalat Waqf-e-Nau and the Waqf-e-Nau Department, London prepared a syllabus in Urdu and English for Waqfeen-e-Nau up to the age of 21.

With the instructions of Huzoor^(Aba), the newly designed and colourful Waqf-e-Nau syllabus is being published in three parts and is divided in the following age groups. Ages 1-7, Ages 7-15, Ages 15-21

May Allah enable these children to fulfil the numerous challenges that are ahead of them in the best possible way. Ameen

